



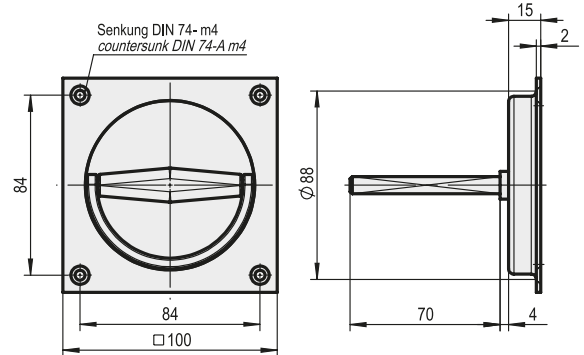
KLAPPRINGMUSCHELGRIFFE ANSCHRAUBBAR

MORTISE FLUSH HANDLES FOR SCREWING

ST AL VA

Stahl / Aluminium / Edelstahl

Steel / Aluminium / Stainless steel



Artikelnummer Art. No.:	1.63.0661.0	1.63.0662.0	1.63.0663.0	1.63.0664.0	1.63.0665.0	1.63.0666.0
Material Material	Stahl / Aluminium Steel / Aluminium	Stahl / Aluminium Steel / Aluminium	Stahl / Aluminium Steel / Aluminium	Aluminium Aluminium	Aluminium Aluminium	Aluminium Aluminium
Farbe Colour	schwarz black	schwarz black	schwarz black	E6/EV1 silber / silver	E6/EV1 silber / silver	E6/EV1 silber / silver
Oberfläche Surface	einbrennlackiert stove-enamelled	einbrennlackiert stove-enamelled	einbrennlackiert stove-enamelled	eloxiert galvanized	eloxiert galvanized	eloxiert galvanized
Ausführung Version	8 mm Lochteil Squarehole 8 mm	9 mm Lochteil Squarehole 9 mm	10 mm Lochteil Squarehole 10 mm	8 mm Lochteil Squarehole 8 mm	9 mm Lochteil Squarehole 9 mm	10 mm Lochteil Squarehole 10 mm

Hinweis:

- Stahl/Aluminium = Griffmulde Stahl und Klappring aus Aluminium
- Aluminium = Griffmulde und Klappring aus Aluminium

Please note:

- Steel/Aluminium = Grip recess made of steel with hinged ring of aluminium
- Aluminium = Body and lever handle of aluminium

auch lieferbar:

- Stiftteil ausführung (Standard 70 mm vorstehend)

also available:

- Version with Squarepin projecting standard 70 mm

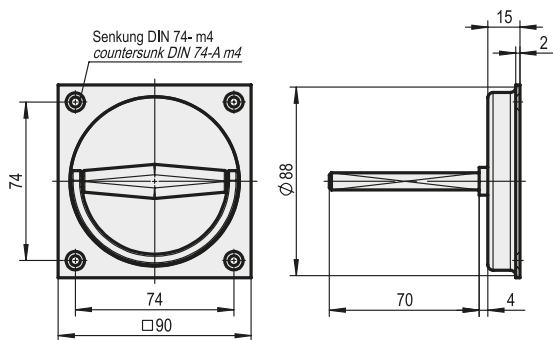


Abb. / Fig.: 1

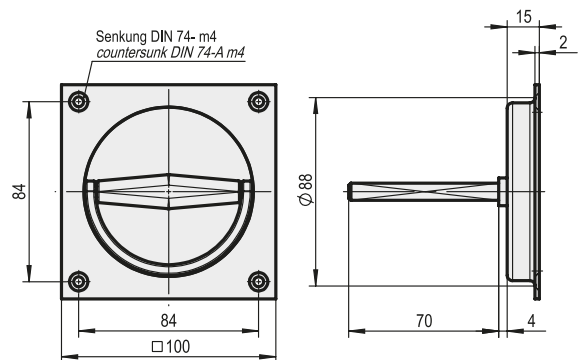


Abb. / Fig.: 2

Artikelnummer / Art. No.:	1.63.0621.0	1.63.0622.0	1.63.0629.0
Material / Material	Edelstahl / Stainless steel	Edelstahl / Stainless steel	Edelstahl / Stainless steel
Oberfläche / Surface	fein matt / Satin Stainless steel	fein matt / Satin Stainless steel	fein matt / Satin Stainless steel
Ausführung / Version	8 mm Stiftteil / Squarepin 8 mm	9 mm Stiftteil / Squarepin 9 mm	9 mm Stiftteil / Squarepin 9 mm
Abbildung / Figure	1	1	2

Hinweis:

- Edelstahl = Griffmulde und Klappring Edelstahl

Please note:

- Stainless steel = body and lever handle of stainless steel