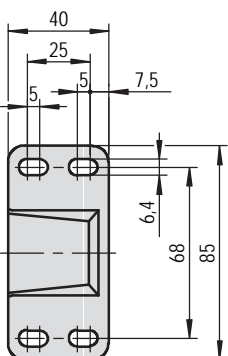
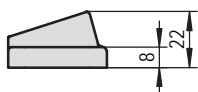
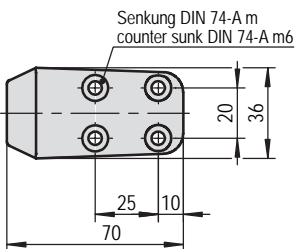
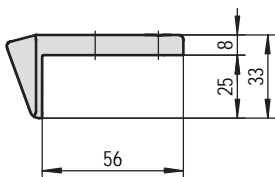
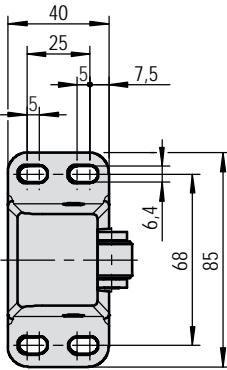
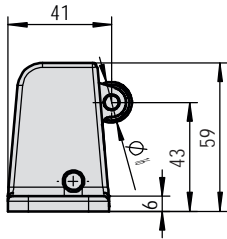


VERSCHLUSSELEMENT
ANPRESSDRUCK CA. 90 N

TUMBLER BOLT LATCH
PRESSING POWER APPROX. 90 N



Verschlusselement

Werkstoff: Zink Druckguss

Tumbler bolt latch

Material: Zinc die-casting

Art. No. rechts oder links <i>right or left hand</i>	Oberfläche Surface	Anpressdruck pressing power	Gewicht Weight
3.31.0062.0	EPS beschichtet, achatgrau, (RAL 7038) <i>EPC coated, grey (RAL 7038)</i>	ca./approx. 90 N	0,269 kg
3.31.0804.0	EPS beschichtet, sepiabraun (RAL 8014) <i>EPC coated (RAL 8014)</i>	ca./approx. 90 N	0,268 kg
3.31.0801.0	Gleitgeschliffen, verchromt <i>vibratory finishing chrome plated</i>	ca./approx. 90 N	0,272 kg
3.31.0162.0	poliert, verchromt <i>chrome plated</i>	ca./approx. 90 N	0,268 kg

Schließkloben

Werkstoff: Zink Druckguss
Oberfläche: poliert, verchromt

Strike

Material: Zinc die-casting
Surface: polished, chrome plated

Art. No. rechts oder links / <i>right or left hand</i>	Gewicht Weight
3.31.0163.0	0,113 kg

Zusätzliche Informationen

- für Falztüren
- Überschlag 32 mm

Additional information

- for overlapping doors
- Offset 32 mm

Schließkloben

Werkstoff: Messing Sandguss
Oberfläche: poliert, verchromt

Strike

Material: Brass, sand moulded
Surface: polished, chrome plated

Art. No. rechts oder links / <i>right or left hand</i>	Gewicht Weight
3.31.0165.0	0,191 kg

Zusätzliche Informationen

- für aufliegende Türen

Additional information

- for offset doors